


# Tompkins<sup>®</sup>

INDUSTRIES, INC.



ISO 9001: 2008  
CERTIFIED  
COMPANY

QUICK REFERENCE GUIDE  
RD 284 REV 5 8.1.10



*Distribution Centers*



**800.255.1008**  
[www.tompkinsind.com](http://www.tompkinsind.com)

**Olathe, KS**  
800.255.1008  
1912 E.123 St.  
Olathe, KS 66061

**Kansas City, MO**  
816.483.1004  
944 N. Chestnut Trafficway  
Kansas City, MO 64120

**Charlotte, NC**  
800.721.3493  
3418 B Vane Ct.  
Charlotte, NC 28206

**Rancho Cucamonga, CA**  
888.390.5200  
10681 Pullman Ct.  
Rancho Cucamonga, CA 91730

**Twinsburg, OH**  
330.425.4060  
2057 E. Aurora Rd., Ste. F/G  
Twinsburg, OH 44087

**Des Moines, IA**  
800.422.3495  
2535 Delaware  
Des Moines, IA 50317

**New Castle, DE**  
302.326.1002  
261 Quigley Blvd., #13 & #14  
New Castle, DE 19720

**Portland, OR**  
800.914.7771  
12822 NE Airport Way  
Portland, OR 97230

**Houston, TX**  
800.255.1008  
5705 Armour Dr.  
Houston, TX 77020

**Mississauga, ON, Canada**  
800.563.5300  
6230 Shawson Dr.  
Mississauga, Ontario L5T 1J8

### Shipping Guarantee

All in-stock orders phoned or faxed by 8:30pm Eastern Time will ship same-day. If your order should fail to ship same-day, Tompkins will pre-pay your order UPS Red up to 100 lbs, USP Blue up to 200 lbs, and Best Way over 200 lbs.



**304-C**  
JIC CAP NUT



**303**  
JIC SHORT TUBE NUT



**304**  
JIC LONG TUBE NUT



**306**  
BULKHEAD LOCK NUT



**318**  
JIC TUBE NUT



**319**  
JIC TUBE SLEEVE



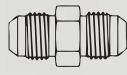
**403**  
BRAZE-ON JIC



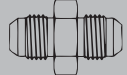
**418**  
NO-FLARE TUBE NUT



**419**  
NO-FLARE TUBE SLEEVE



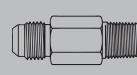
**2403**  
MJ-MJ



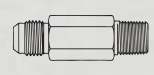
**2403-LH**  
MJ-MJ LG HEX



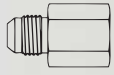
**2404**  
MJ-MP



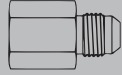
**2404-L**  
MJ-MP LONG



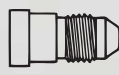
**2404-LL**  
MJ-MP EX LONG



**2405**  
MJ-FP



**2406**  
FJ-MJ REDUCER/EXPANDER



**2407**  
FJ-MJ (LESS NUT)



**2408**  
MJ PLUG



**2500**  
MJ-MJ 90°



**2501**  
MJ-MP 90°



**2501-L**  
MJ-MP 90° LONG



**2501-LL**  
MJ-MP 90° EX LONG



**2501-LLL**  
MJ-MP 90° EX EX LONG



**2501-S**  
MJ-MPX 90°



**2502**  
MJ-FP 90°



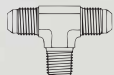
**2503**  
MJ-MP 45°



**2504**  
MJ-MJ 45°



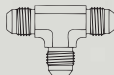
**2505**  
MJ-FP 45°



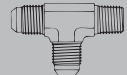
**2601**  
MJ-MP BRANCH TEE



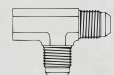
**2602**  
MJ-FP BRANCH TEE



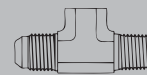
**2603**  
MJ UNION TEE



**2605**  
MJ-MP RUN TEE



**2606**  
MJ-FP RUN TEE



**2611**  
MJ-MP-FP TEE



**2650**  
MJ UNION CROSS



**2700**  
MJ-MJ BULKHEAD



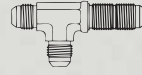
**2701**  
MJ-MJ 90° BULKHEAD



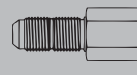
**2702**  
MJ-MJ 45° BULKHEAD



**2703**  
MJ BULKHEAD BRANCH TEE



**2704**  
MJ BULKHEAD RUN TEE



**2705**  
MJ-FP BULKHEAD



**2706**  
MJ-MP BULKHEAD



**2708**  
MP-MP BULKHEAD



**6400**  
MJ-MOR



**6400-L**  
MJ-MOR LONG



**6402**  
MOR-FJX



**6500**  
MJ-FJX 90°



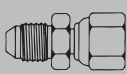
**6501**  
FJX-MP 90°



**6502**  
MJ-FJX 45°



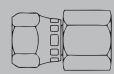
**6503**  
FJX-FP 90°



**6504**  
MJ-FJX



**6505**  
FJX-MP



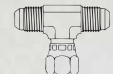
**6506**  
FJX-FP



**6510**  
FJX-FJX



**6511**  
FJX-FJX 90°



**6600**  
MJ-FJX BRANCH TEE



**6602**  
MJ-FJX RUN TEE



**6603**  
FJX-MJ TEE



**6606**  
FJX UNION TEE



**6701**  
MJ-FJX BENT TUBE 90°



**6701-L**  
MJ-FJX BENT TUBE 90° LONG



**6701-LXH**  
MJ-FJX BENT TUBE 90° LONG #4000



**6701-XH**  
MJ-FJX BENT TUBE 90° #4000



**6702**  
MJ-FJX BENT TUBE 45°



**6801**  
MJ-MOR 90°



**6801-L**  
MJ-MOR 90° LONG



**6801-LL**  
MJ-MOR 90° EX LONG



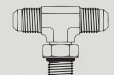
**6801-LLL**  
MJ-MOR 90° EX-EX LONG



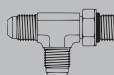
**6801-S**  
MJ-MOR SWIVEL 90°



**6802**  
MJ-MOR 45°



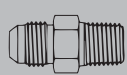
**6803**  
MJ-MOR BRANCH TEE



**6804**  
MJ-MOR RUN TEE



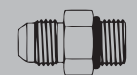
**6809**  
MOR-FJX 90°



**RST2404**  
MJ-MP RESTRICTED



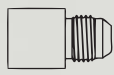
**RST2501**  
MJ-MP 90° RESTRICTED



**RST6400**  
MJ-MOR RESTRICTED



**RST6801**  
MJ-MOR 90° RESTRICTED



**500**  
BRAZE-ON MJ 90°

## Steel SAE O-Ring Adapters



**6403**  
MOR-MOR UNION



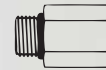
**6403-NWO**  
MOR-MOR ADJ UNION



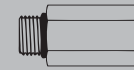
**6408**  
MOR HEX HEAD PLUG




**6408-HHP**  
MOR HEX SOCKET PLUG



**6410**  
MOR-FOR  
REDUCER/EXPANDER



**6410-L**  
MOR-FOR REDUCER/  
EXPANDER LONG



**6425**  
FOR-FOR



**6807**  
MOR-MOR 90°



**6815**  
MOR-FOR 90°



**90DB-NITRILE**  
SAE O-RING NITRILE




**75DB-VITON**  
SAE O-RING VITON

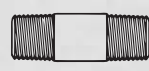
## Steel Pipe Adapters



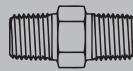
**5000**  
FP-FP COUPLING



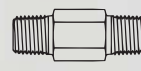
**5400-CL**  
CLOSE NIPPLE



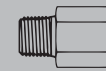
**5400-N**  
LONG NIPPLE



**5404**  
MP-MP NIPPLE



**5404-L**  
LONG HEX NIPPLE



**5405**  
MP-FP EXPANDER



**5406**  
HEX REDUCER BUSHING



**5406-CAP**  
PIPE CAP



**5406-FLP**  
FLUSH HEX SOCKET PLUG



**5406-HHP**  
HEX SOCKET PLUG



**5406-P**  
HEX HEAD PLUG



**5406-SHP**  
SQUARE HEAD PLUG



**5500**  
MP-MP 90°



**5500-S**  
MP-MP SWIVEL 90°



**5501**  
MP-MP 45°



**5502**  
MP-FP 90°



**5502-S**  
MP SWIVEL-FP 90°



**5502-X**  
MP-FP 90° COMPACT



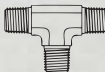
**5503**  
MP-FP 45°



**5504**  
FP-FP 90°



**5505**  
FP-FP 45°



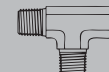
**5600**  
MP UNION TEE



**5601**  
MP-FP TEE



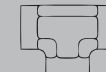
**5602**  
MP-FP RUN TEE



**5603**  
MP-FP TEE



**5604**  
MP-FP BRANCH TEE



**5605**  
FP UNION TEE



**5652**  
FP UNION CROSS



**5655**  
MP-FP CROSS



**6401**  
MOR-MP



**6404**  
FOR-MP



**6405**  
MOR-FP



**6420**  
FOR-FP



**6805**  
MOR-FP 90°



**6805-L**  
MOR-FP 90° LONG



**6806**  
MOR-MP 90°



**6835**  
MOR-FOR TEE

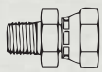


**6855**  
FP-MOR BRANCH TEE

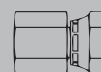


**404**  
BRAZE-ON MP

## Steel Pipe Swivel Adapters



**1404**  
MP-FPX



**1405**  
FP-FPX



**1406**  
FPX-FPX



**1501**  
MP-FPX 90°



**1501-LL**  
MP-FPX 90° EX LONG



**1502**  
FP-FPX 90°



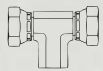
**1503**  
MP-FPX 45°



**1504**  
FP-FPX 45°



**1601**  
MP-FPX TEE



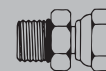
**1602**  
FP-FPX TEE



**1603**  
FPX UNION TEE



**1604**  
MP-FPX CROSS



**6900**  
MOR-FPX



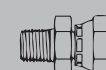
**6901**  
MOR-FPX 90°



**6902**  
MOR-FPX 45°






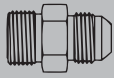

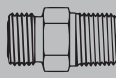

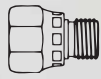




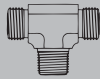
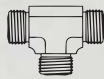
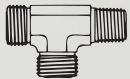


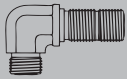


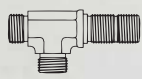
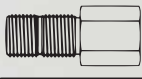
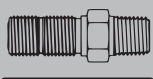
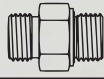


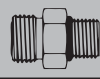

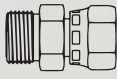

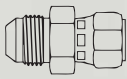
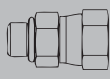

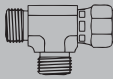




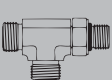

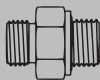

**6911**  
MOR-FPX TEE







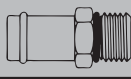

**RST1404**  
MP-FPX RESTRICTED




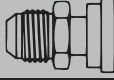

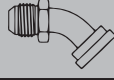























**RST1501**  
MP-FPX 90° RESTRICTED

 <b>FF304-C</b> ORFS CAP	 <b>FF318</b> ORFS TUBE NUT	 <b>FF319</b> ORFS TUBE SLEEVE	 <b>FF2402</b> MORFS-MJ	 <b>FF2403</b> MORFS-MORFS	 <b>FF2404</b> MORFS-MP	 <b>FF2405</b> MORFS-FP
 <b>FF2406</b> FORFS-MORFS REDUCER	 <b>FF2408</b> ORFS PLUG	 <b>FF2500</b> MORFS-MORFS 90°	 <b>FF2501</b> MORFS-MP 90°	 <b>FF2503</b> MORFS-MP 45°	 <b>FF2601</b> MORFS-MP BRANCH TEE	 <b>FF2603</b> MORFS UNION TEE
 <b>FF2605</b> MORFS-MP RUN TEE	 <b>FF2650</b> MORFS UNION CROSS	 <b>FF2700</b> MORFS-MORFS BULKHEAD	 <b>FF2701</b> MORFS-MORFS BULKHEAD 90°	 <b>FF2702</b> MORFS-MORFS BULKHEAD 45°	 <b>FF2703</b> MORFS BULKHEAD BRANCH TEE	 <b>FF2704</b> MORFS BULKHEAD RUN TEE
 <b>FF2705</b> MORFS-FP BULKHEAD	 <b>FF2706</b> MORFS-MP BULKHEAD	 <b>FF3800</b> MORFS-MBSPP	 <b>FF3801</b> MORFS-MBSPP 90°	 <b>FF403</b> MORFS BRAZE UNION	 <b>FF6400</b> MORFS-MOR	 <b>FF6400-L</b> MORFS-MOR LONG
 <b>FF6402</b> MORFS-FJX	 <b>FF6500</b> MORFS-FORFS SWIVEL 90°	 <b>FF6504</b> MJ-FORFS SWIVEL	 <b>FF6507</b> MOR-FORFS SWIVEL	 <b>FF6600</b> MORFS-FORFS SWIVEL BRANCH TEE	 <b>FF6602</b> MORFS-FORFS SWIVEL RUN TEE	 <b>FF6801</b> MORFS-MOR 90°
 <b>FF6801-L</b> MORFS-MOR 90° LONG	 <b>FF6802</b> MORFS-MOR 45°	 <b>FF6803</b> MORFS-MOR BRANCH TEE	 <b>FF6804</b> MORFS-MOR RUN TEE	 <b>FF6809</b> MOR-FORFS SWIVEL 90°	 <b>FF7400</b> MORFS-MM	 <b>FF7801</b> MORFS-MM 90°

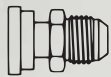
Steel Beaded Hose Fittings

 <b>4404</b> BEADED HOSE-MP	 <b>4501</b> BEADED HOSE-MP 90°	 <b>4503</b> BEADED HOSE-MP 45°	 <b>4601</b> BEADED HOSE-MOR 90°	 <b>4603</b> BEADED HOSE-MOR 45°	 <b>4604</b> BEADED HOSE-MOR	 <b>4444</b> BARBED HOSE-MP
 <b>4445</b> BARBED HOSE-FJX						

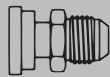
Steel Flange Components

 <b>6840</b> MJ-FLANGE C61	 <b>6842</b> MJ-FLANGE C62	 <b>6845</b> MJ-FLANGE 45° C61	 <b>6847</b> MJ-FLANGE 45° C62	 <b>6890</b> MJ-FLANGE 90° C61	 <b>6892</b> MJ-FLANGE 90° C62	 <b>6861</b> BRAZE TO FLANGE HEAD C61
 <b>6861-P</b> FLANGE PLUG C61	 <b>6862</b> BRAZE TO FLANGE HEAD C62	 <b>6862-P</b> FLANGE PLUG C62	 <b>CP</b> CONNECTOR PLATE C61	 <b>SF</b> SPLIT FLANGE HALF-C61	 <b>SFX</b> SPLIT FLANGE HALF-C62	 <b>W4</b> PIPE WELD FLANGE PAD C61
 <b>W42</b> PIPE WELD FLANGE PAD C62	 <b>W43</b> FP FLANGE PAD C61	 <b>W44</b> FP FLANGE PAD C62	 <b>W46</b> FOR FLANGE PAD C61	 <b>W48</b> FOR FLANGE PAD C62	 <b>WC4</b> PIPE WELD COMPANION C61	 <b>WC42</b> PIPE WELD COMPANION C62
 <b>WC43</b> FP COMPANION C61	 <b>WC44</b> FP COMPANION C62	 <b>WC46</b> FOR COMPANION C61	 <b>WC48</b> FOR COMPANION C62	 <b>SFK</b> SPLIT FLANGE KIT C61	 <b>SFKX</b> SPLIT FLANGE KIT C62	

## No Braze Flange Adapters



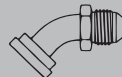
**NB6840**  
MJ-FLANGE C61  
NO-BRAZE



**NB6842**  
MJ-FLANGE C62  
NO-BRAZE



**NB6845**  
MJ-FLANGE 45°  
C61 NO-BRAZE



**NB6847**  
MJ-FLANGE 45°  
C62 NO-BRAZE



**NB6890**  
MJ-FLANGE 90° C61  
NO-BRAZE



**NB6892**  
MJ-FLANGE 90° C62  
NO-BRAZE

## O-Ring Face Seal Flange Adapters



**FF6840**  
MORFS-FLANGE C61



**FF6842**  
MORFS-FLANGE C62



**FF6845**  
MORFS-FLANGE 45° C61



**FF6847**  
MORFS-FLANGE 45° C62



**FF6890**  
MORFS-FLANGE 90° C61



**FF6892**  
MORFS-FLANGE 90° C62

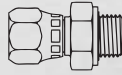
## BSPP Adapters



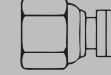
**3240**  
MJ-FBSPPX



**3401**  
MJ-FBSPPX 90°



**3402**  
FJX-MBSPP



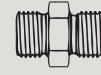
**3406**  
BSPP CAP



**3408**  
HEX HEAD BSPP PLUG



**3408-HHP**  
HEX SOCKET BSPP PLUG



**3420**  
MBSPP-MBSPP



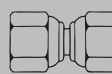
**3421**  
MBSPP-MBSPP BULKHEAD



**3422**  
BSPP LOCKNUT



**3425**  
FBSPP-FBSPP



**3426**  
FBSPPX-FBSPPX



**3430**  
MBSPP-FBSPP



**3435**  
MBSPP-FBSPP REDUCER



**3436**  
MBSPP-FBSPPX 90°



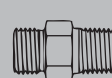
**3437**  
MBSPP-FJX 90°



**3455**  
MBSPP-FP



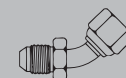
**3540**  
MBSPP-MBSPT 90°



**3544**  
MBSPP-MBSPT



**3601**  
MBSPP-MBSPP 90°



**3602**  
MJ-FBSPPX BENT TUBE 45°



**3620**  
MOR-MBSPP



**3701**  
MBSPP-FBSPPX  
BENT TUBE 90°



**3702**  
MBSPP-FBSPPX  
BENT TUBE 45°



**3800**  
MJ-MBSPP



**3801**  
MJ-MBSPP 90°



**3802**  
MJ-MBSPP 45°



**3807**  
MBSPP-MBSPT 45°



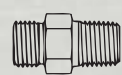
**3810**  
MBSPP-MM



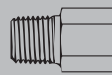
**3820**  
MJ-MBSPP DUAL PORT



**3823**  
MBSPP UNION TEE



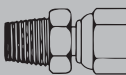
**3825**  
MBSPP-MP



**3826**  
MP-FBSPP



**3828**  
MBSPP-MP 90°



**3832**  
MP-FBSPPX



**3835**  
FBSPPX-FJX



**3840**  
MBSPP-FBSPPX



**3853**  
FBSPPX UNION TEE



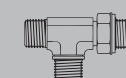
**3854**  
MBSPP-FBSPPX RUN TEE



**3855**  
MBSPP-FBSPPX  
BRANCH TEE



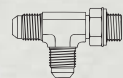
**3856**  
FBSPPX-MBSPP RUN TEE



**3857**  
MBSPP ADJ RUN TEE



**3858**  
MBSPP ADJ BRANCH TEE



**3859**  
MJ-MBSPP ADJ RUN TEE



**3860**  
MJ-MBSPP ADJ  
BRANCH TEE



**3901**  
FBSPPX-FBSPPX BENT  
TUBE 90°



**3903**  
FBSPPX-FBSPPX BENT  
TUBE 45°



**3904**  
FBSPPX-FBSPPX 90°

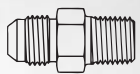


**3905**  
MJ-FBSPPX 90°



**DS-BSP**  
BSPP BONDED SEAL

## BSPT Adapters



**3404**  
MJ-MBSPT



**3501**  
MJ-MBSPT 90°



**3503**  
MJ-MBSPT 45°



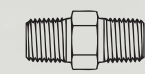
**3506**  
MBSPT-FBSPT REDUCER



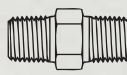
**3508**  
BSPT HEX HEAD PLUG



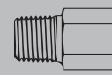
**3508-HHP**  
BSPT HEX SOCKET PLUG



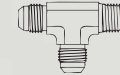
**3520**  
MBSPT-MBSPT



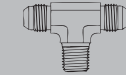
**3524**  
MBSPT-MP



**3545**  
MBSPT-FBSPP



**3656**  
MJ-MBSPT RUN TEE

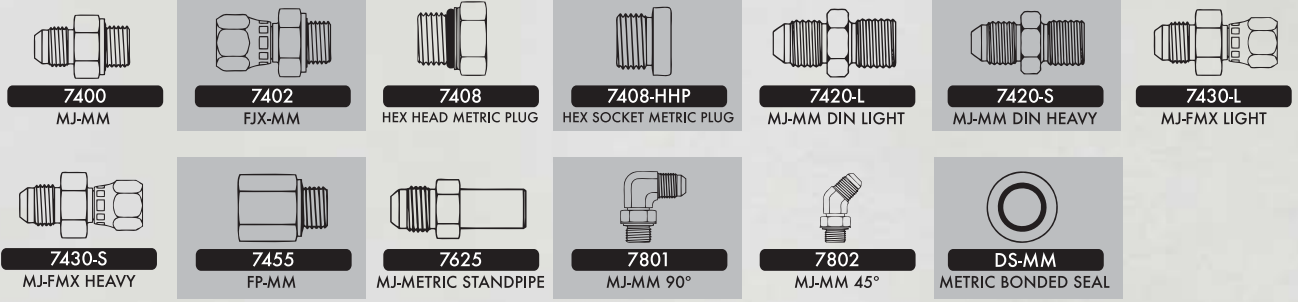


**3657**  
MJ-MBSPT BRANCH TEE

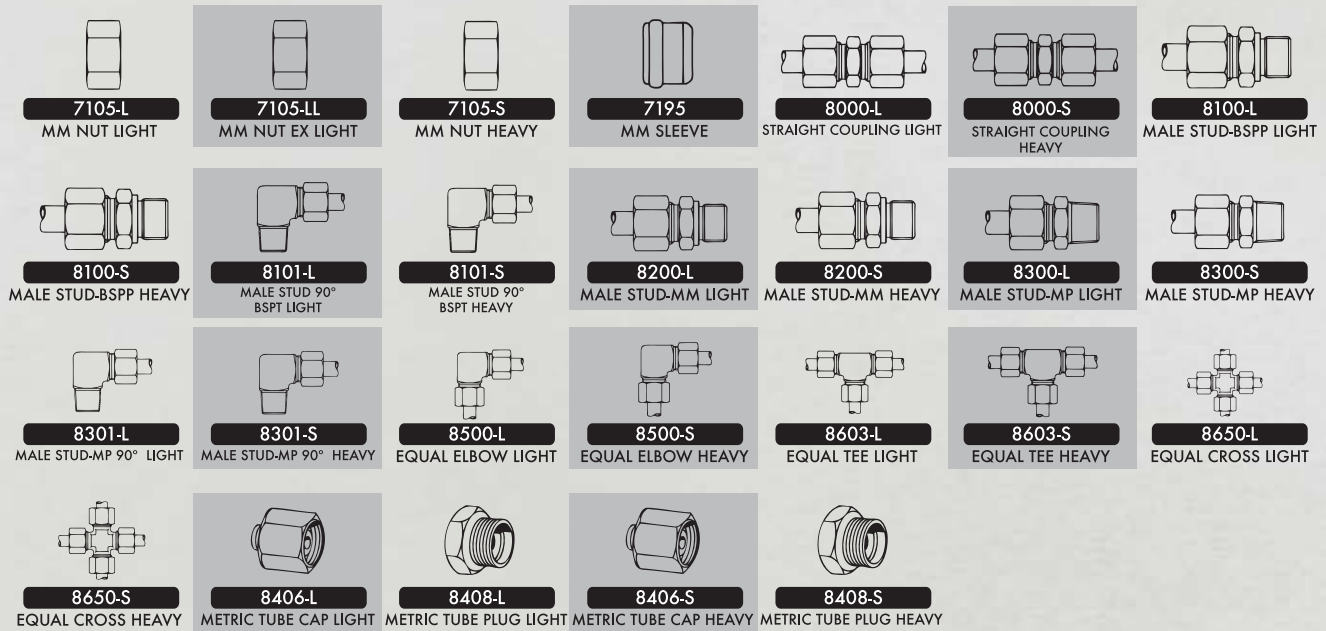


**3827**  
MBSPT-FBSPPX 90°

## Metric Adapters



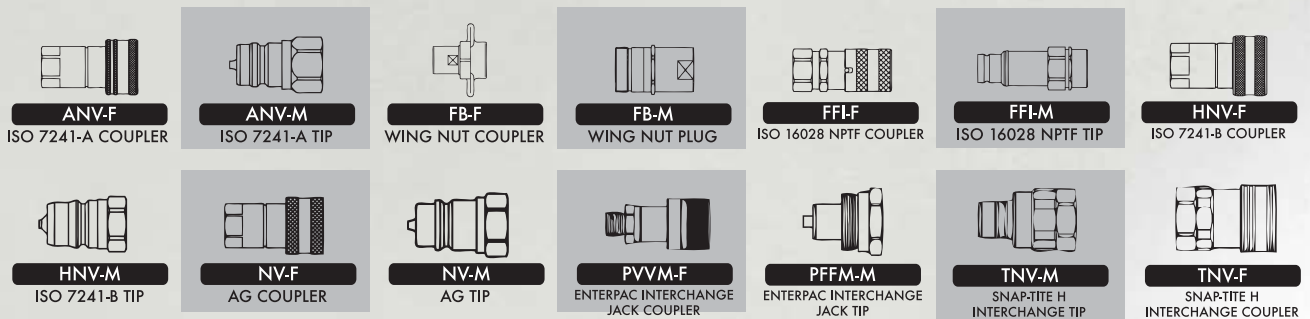
## Metric Compression




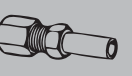

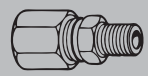


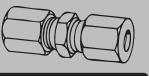
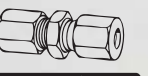
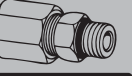

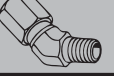




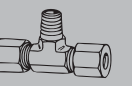
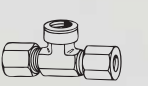
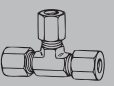
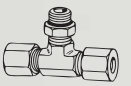
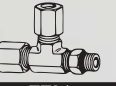




## 30° Seat Adapters





















## Quick Disconnects


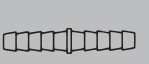

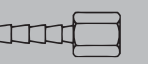
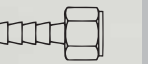
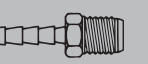

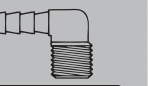

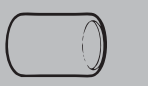



 <b>7105</b> ERMETO® NUT	 <b>7165</b> ERMETO® SLEEVE	 <b>7924</b> ERMETO® BULKHEAD NUT	 <b>7015</b> ERMETO® REDUCER	 <b>7129</b> ERMETO® CAP	 <b>7205</b> ERMETO®-MP	 <b>7229</b> ERMETO® PLUG
 <b>7255</b> ERMETO® -FP	 <b>7305</b> ERMETO® UNION	 <b>7306</b> ERMETO® UNION LG HEX	 <b>7315</b> ERMETO® -MOR	 <b>7325</b> ERMETO® BULKHEAD UNION	 <b>7355</b> ERMETO® -MP 45°	 <b>7405</b> ERMETO® -MP 90°
 <b>7455E</b> ERMETO® -FP 90°	 <b>7505</b> ERMETO® UNION 90°	 <b>7515</b> ERMETO® -MOR 90°	 <b>7605</b> ERMETO® -MP BRANCH TEE	 <b>7655</b> ERMETO® -FP BRANCH TEE	 <b>7705</b> ERMETO® UNION TEE	 <b>7715</b> ERMETO® -MOR BRANCH TEE
				 <b>7716</b> ERMETO® -MOR RUN TEE	 <b>7755</b> ERMETO® -MP RUN TEE	 <b>7805</b> ERMETO® -FP RUN TEE

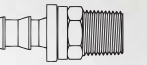
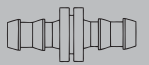
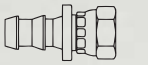


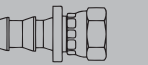
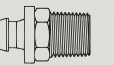




3000 PSI Live Swivels

 <b>LS-1501</b> MP-FPX 90°	 <b>LS-1502</b> FP-FPX 90°	 <b>LS-2404</b> MJ-MP	 <b>LS-2405</b> MJ-FP	 <b>LS-2406</b> MJ-FJX	 <b>LS-2500</b> MJ-MJ 90°	 <b>LS-2501</b> MJ-MP 90°
 <b>LS-2502</b> MJ-FP 90°	 <b>LS-5000</b> FP-FP	 <b>LS-5405</b> MP-FP	 <b>LS-5500</b> MP-MP 90°	 <b>LS-5502</b> MP-FP 90°	 <b>LS-5504</b> FP-FP 90°	 <b>LS-6801</b> MJ-MOR 90°
			 <b>LS-6806</b> MP-MOR 90°	 <b>LS-6901</b> MOR-FPX 90°	 <b>LSS-2501</b> MJ-MP 90° DUAL PLANE SWIVEL	 <b>LSS-6801</b> MJ-MOR 90° DUAL PLANE SWIVEL

Brass Hose Barb Fittings

 <b>LS-4244</b> HB-MPX	 <b>4200</b> HOSE SPLICER	 <b>4244</b> HB-MP	 <b>4245</b> HB-FP	 <b>4245-S</b> HB-FP SWIVEL	 <b>4250</b> HB-MSAE 45° FLARE	 <b>4255</b> HB-FJX
			 <b>4290</b> HB-MP 90°	 <b>4295</b> HB-MP 45°	 <b>BFL</b> LONG BRASS FERRULE	 <b>29T</b> HOSE BARB TEE

Brass Push-on Hose Barb Fittings

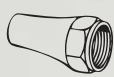
 <b>LS-4312</b> HB-MPX	 <b>4300</b> HOSE SPLICER	 <b>4301</b> HB-FSAE SWIVEL	 <b>4303</b> HB-MALE INVERTED FLARE	 <b>4305</b> HB-FEMALE INVERTED FLARE	 <b>4311</b> HB-FJX	 <b>4312</b> HB-MP
			 <b>4313</b> HB-MJ	 <b>4315</b> HB-FP	 <b>4330</b> HB-FJX 90° BENT TUBE	 <b>4390</b> HB-MP 90°



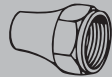
**40C**  
TUBE CAP



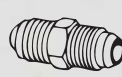
**40P**  
TUBE PLUG



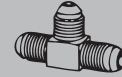
**41**  
LONG TUBE NUT



**41S**  
SHORT TUBE NUT



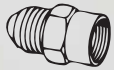
**42**  
TUBE UNION



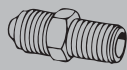
**44**  
TUBE UNION TEE



**45**  
TUBE-MP BRANCH TEE



**46**  
TUBE-FP



**48**  
TUBE-MP



**49**  
TUBE-MP 90°



**50**  
TUBE-FP 90°



**51**  
TUBE-MP RUN TEE



**54**  
TUBE-MP 45°



**55**  
TUBE UNION 90°

Brass Compression Adapters



**60**  
SLEEVE



**60-P**  
DELRIN SLEEVE



**60-SA**  
SELF ALIGN SLEEVE



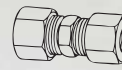
**61**  
NUT



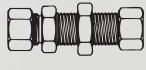
**61-C**  
COMPRESSION CAP



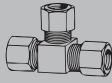
**61-L**  
LONG NUT



**62**  
TUBE UNION



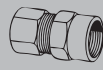
**62-BH**  
TUBE BULKHEAD UNION



**64**  
TUBE UNION TEE



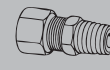
**65**  
TUBE UNION 90°



**66**  
TUBE-FP



**67**  
TUBE-MP 45°



**68**  
TUBE-MP



**69**  
TUBE-MP 90°



**70**  
TUBE-FP 90°



**71**  
TUBE-MP RUN TEE



**72**  
TUBE-MP BRANCH TEE



**73**  
COMPRESSION TUBE INSERT

Brass Pipe Adapters



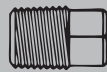
**3129**  
CAP



**3149**  
HEX SOCKET PLUG



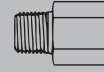
**3150**  
SLOTTED PLUG



**3151**  
SQUARE HEAD PLUG



**3152**  
HEX HEAD PLUG



**3200**  
MP-FP



**3220**  
MP-FP REDUCER



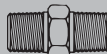
**3250**  
PIPE SWIVEL UNION



**3300**  
FP-FP COUPLING



**3300-BH**  
FP BULKHEAD COUPLING



**3325**  
MP-MP HEX NIPPLE



**3326**  
CLOSE NIPPLE



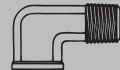
**3327**  
LONG NIPPLE



**3350**  
MP-FP 45°



**3390**  
MP-MP 90°



**3400**  
MP-FP 90°



**3500**  
FP-FP 90°



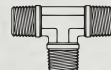
**3600**  
FP-MP BRANCH TEE



**3700**  
FP TEE



**3750**  
FP-MP RUN TEE



**3900**  
MP TEE

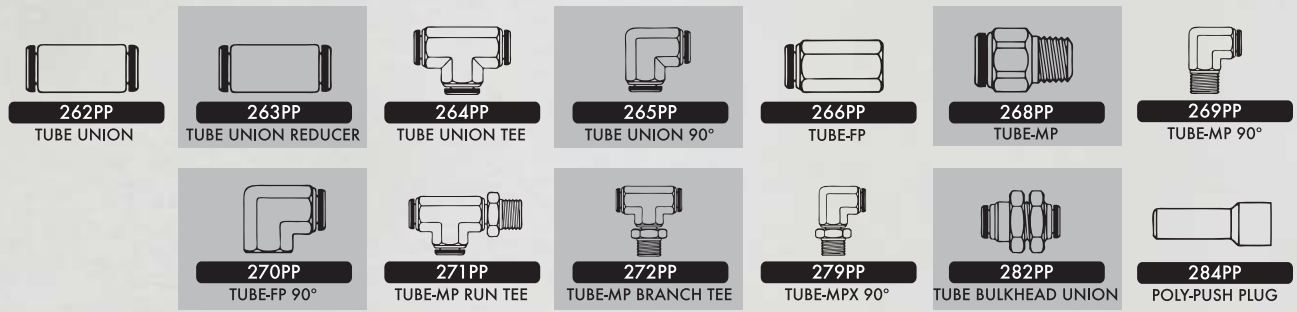


**3950**  
FP CROSS

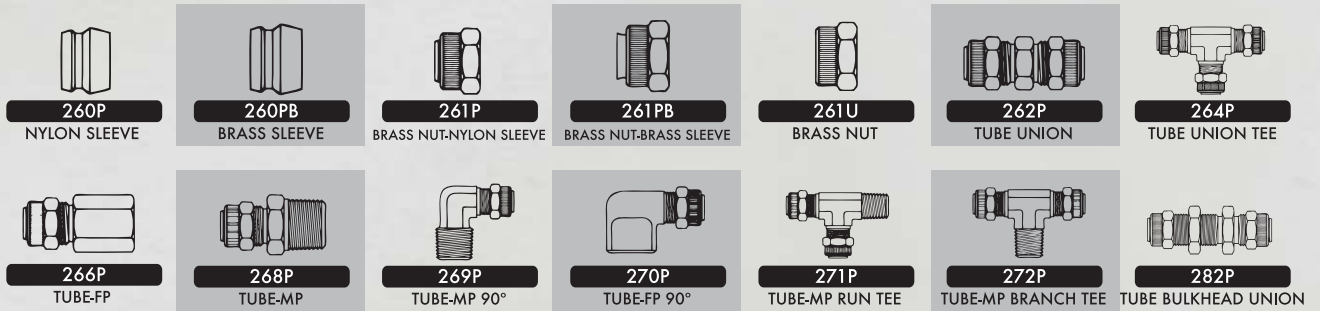


**BV**  
BREATHER VENT PLUG

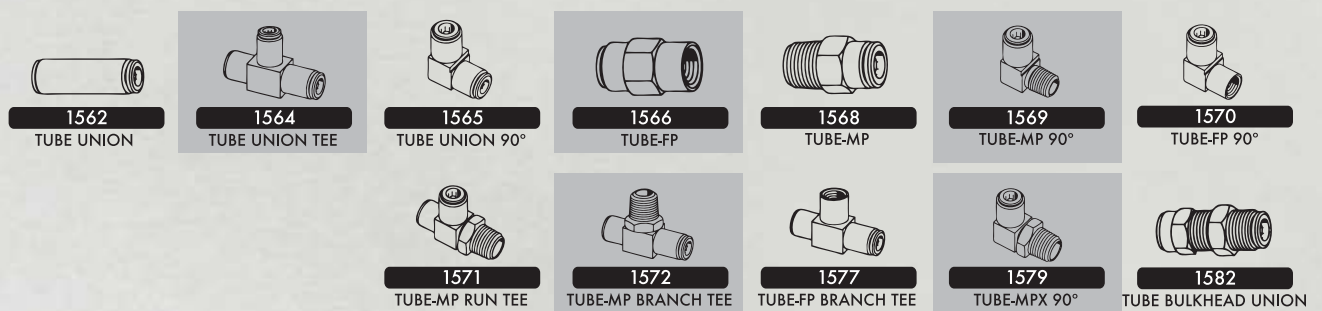
## Brass Poly Push Fittings



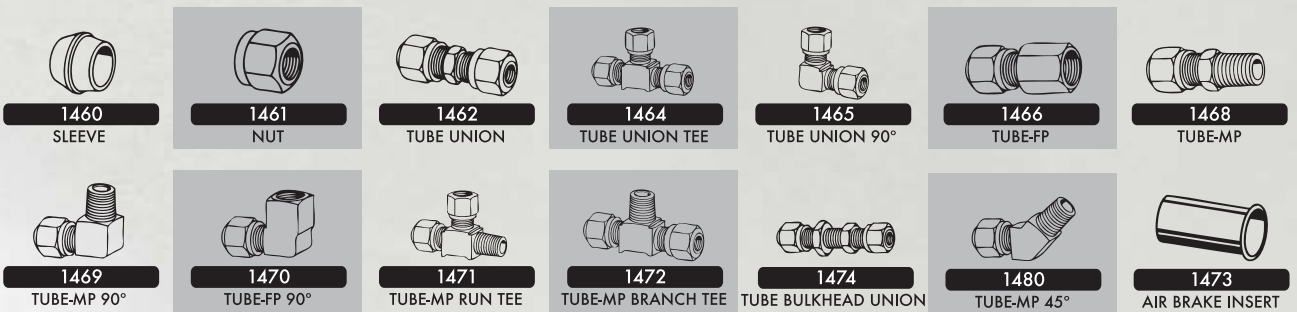
## Brass Poly Flow Fittings



## Brass Push-In D.O.T. Air Brake Fittings



## Brass D.O.T. Air Brake Fittings



## Brass Needle Valves and Drain Cocks



**DC602**  
INTERNAL SEAT



**DC603**  
INTERNAL SEAT



**DC604**  
EXTERNAL SEAT



**DC606**  
EXTERNAL SEAT



**DC607**  
ANGLE BIB DRAIN



**NV101**  
SAE-MP 90°



**NV102**  
SAE FLARE UNION



**NV103**  
SAE-MP



**NV104**  
COMP-MP 90°



**NV105**  
COMP UNION



**NV106**  
COMP-MP



**NV107**  
MP-MP



**NV108**  
FP-MP



**NV109**  
FP-FP

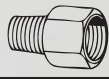
## Brass Inverted Flare Adapters



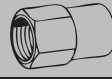
**100**  
NUT



**105**  
STEEL NUT



**202**  
INV FLARE-MP



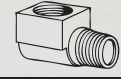
**252**  
INV FLARE-FP



**302**  
INV FLARE UNION



**352**  
INV FLARE-MP 45°



**402**  
INV FLARE-MP 90°



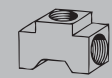
**452**  
INV FLARE-FP 90°



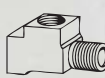
**502**  
INV FLARE UNION 90°



**602**  
INV FLARE BRANCH TEE



**702**  
INV FLARE UNION TEE



**752**  
INV FLARE-MP RUN TEE

## Brass Garden Hose Fittings



**4024**  
MGH-MP



**4025**  
FGH-MP



**4026**  
MGH-FP



**4030**  
FGH-FP



**4040**  
FGH SWIVEL UNION



**4044**  
FGH SWIVEL-MP



**4045**  
FGH-FP



**4050**  
MGH UNION



**4100**  
GH UNION



**4100-L**  
GH UNION LONG




**4144**  
GHB-MGH



**4144-L**  
GHB-MGH LONG



**4145**  
GHB-FHX



**4145-L**  
GHB-FHX LONG



**GHW**  
GH WASHER  
(RED OR BLACK)



CLEAN-OUT COVER



PRO-WRAP



WORM GEAR CLAMPS



AEROSOLS



PROTEC NYLON HOSE SLEEVE



WELD FLANGES



HK HOSE CLAMP



T-BOLT CLAMPS



SUPRA CLAMPS



BALL VALVES & MINI BALL VALVES



TEST POINT KIT & TEST POINTS

**Tompkins**<sup>®</sup>  
INDUSTRIES, INC.

800.255.1008 | [www.tompkinsind.com](http://www.tompkinsind.com)